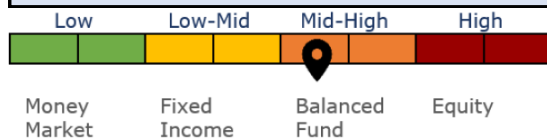


30 September 2024

Reksa Dana Campuran

Effective Date	19 September 2023
Effective Number	S-2715/PM.02/2023
Launch Date	16 January 2024
Currency	IDR
NAV/Unit (Rp)	1,076.8117
AUM (Rp bln)	186.853
Minimum Subs (Rp)	50,000
Current Unit NAV	306,281,972.4564
Maximum Unit	5,000,000,000
Periodic Update	Harian
Subscription Fee	Maks. 5%
Redemption Fee	Maks. 5%
Switching Fee	Maks. 5%
Management Fee	Maks. 3%
Custodian Fee	Maks. 0.5%
Risks	Market Risk Redemption Risk Liquidation Risk Liquidity Risk
Custodian Bank	Standard Chartered Bank
Bank ISIN Code	IDN000515707
Subs. Account No.	30681723685 Reksa Dana HPAM Balanced Fund Kelas A

Risk Classification

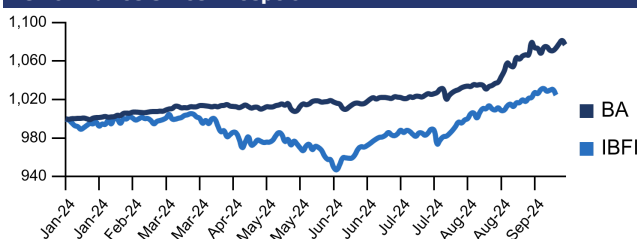


Notes: Produk ini diinvestasikan pada efek ekuitas dan pendapatan tetap dengan volatilitas rendah.

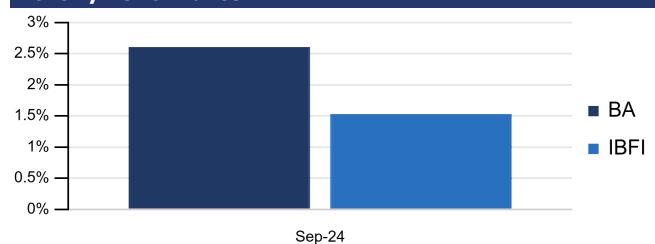
Fund Performance

	1M	3M	6M	YTD	1Y	3Y	5Y	Inception
HPAM BALANCED FUND KELAS A	2.60%	5.79%	6.31%	-	-	-	-	7.68%
Infovesta Balanced Fund Index	1.53%	5.80%	2.41%	2.79%	1.40%	8.76%	8.91%	2.11%
Best Monthly Return	2.6%	30-Sep-2024						
Worst Monthly Return	-0.11%	30-Apr-2024						

Performance Since Inception



Monthly Performance



Access for Investor

Prospectus https://hpam.co.id	Fund Ownership https://akses.ksei.co.id/	Instagram @hpam.id
---	---	---

Custodian Bank Profile

PT Standard Chartered Bank Indonesia received its current status to operate in Indonesia through Ministry of Finance's letter No.D.15.6.1.6.15 1 October 1968 and BI decree No.4/22/KEP.DIR 2 October 1968, it currently operate in more than 60 countries and 6 major Indonesian cities. It received its custodian permit through the letter KEP-35/PM.WK/1991 from Bapepam-LK.

Disclaimer

Before investing you should carefully consider the Fund's investment objectives, risks, charges and expenses. This fund may also allocate a portion of the portfolio to high risk assets which have high risk and return profile. This and other information are available through request for prospectus or at our company's website. The fund is subject to market risks (volatility) and may not be appropriate for short term investments. Holdings and Sector weightings are subject to constant changes without notice as deemed fit by the investment management team. This document is for sophisticated investor only and not intended for individual private investor. Performance data quoted represent past performance and is no guarantee of future results. Investment returns and principal values may fluctuate so that an investor's shares, when redeemed, may be worth more or less than their original cost. Current performance may be lower or higher than that shown. All return assume reinvestment of all dividend and capital gain distributions. Index performance is shown for illustrative purpose only. Conventional Non-bank institutions are prohibited from investing directly in index.

Fund Manager

PT Henan Putihrai Asset Management is a full-fledged Fund Management Firm with deep comprehension and extensive experience in Indonesian capital market. Our humble start began in 1990 through the establishment of Henan Putihrai Sekuritas as one of IDX founding members of IDX. Our strategy and core competence have allowed us to consistently grow and survive the turbulence of economic cycle.

Fund Objective

Memperoleh pertumbuhan nilai investasi dalam jangka panjang dan memperoleh pendapatan yang berkelanjutan dengan tingkat risiko yang relatif rendah.

Investment Policy

Ekuitas	1-79%
Kas & Deposito	1-79%
Pasar Uang	1-79%

Portfolio Composite

Equity	19%
Fixed Income	74%
Time Deposit	5%
Cash & Equivalent	2%

Investment Product Benefits

Manajemen Profesional
Transparansi
Pertumbuhan Jangka Panjang
Diversifikasi Asset
Kemudahan Pembelian/Penjualan

Top Holdings (Alphabetical)

1	BRPT02CCN2	6.6%
2	MBMA01B	6.5%
3	OPPM01BCN2	4.8%
4	PALM02BCN2	8.3%
5	SMINKP03BCN4	4.6%
6	SMMA02ACN3	3.9%
7	SRTG	3.8%
8	SSIA	6.2%
9	SWMEDP01ACN1	4.6%
10	TPIA04BCN4	4.7%

Sectoral

1	Basic Materials	46.7%
2	Consumer, Non-cyclical	8.3%
3	Energy	14.6%
4	Financial	12.0%
5	Others	17.4%

30 September 2024 **Reksa Dana Campuran**

Intrinsic Assessment Value

No	Variables	Ranks				Intrinsic	≤10%	≤30%	≤60%	≤90%
		1	2	3	4					
1	GCG Scoring			3	4	Ownership & Management				
2	Product Strength	1		3	4	Barriers to Entry				
3	5 Year CAGRs	1			4	Growth vs. Industry				
4	ROE & ROIC	1		3	4	Ratios vs. Industry				
5	Yield Curve			2	3	Equal & Above the Curve				
6	Solvency			2	3	Debt Service Ratio				
7	Capital Structure	1			3	Equity vs. Debt Financing				
8	Banking BUKU	1			3	Min. Bank BUKU 2				
9	Net Foreign Flow	1		2	3	Foreign vs. Domestic Investors				
10	Investment Grade			2	3	BBB+ to AAA				
11	Relative Bond Price Performance	1		2	3	IDMA movement				
12	Market Liquidity			2	3	VWAP & MOSB				
13	Yield to Maturity			2	3	Above Fair Yield				
14	Interest Payment Cycle	1			3	Monthly & Quarterly & Semi Annual				
15	Settlement Date Target	1		2	3	Good Fund				

Value @ Risk Matrix

October – December 2024

Mining & Agriculture	≤5	≤18	<28	≤41	≤58	≤74	≤92	SCORE RANKINGS
Finance	<3	≤17	≤32	≤44	≤61	≤80	≤92	
Infrastructure	0	≤10	≤15	≤20	≤25	≤30	≤40	
Property & Construction	≤3	≤10	≤20	≤30	≤40	≤50	≤60	
Consumer	≤10	≤10	≤15	≤25	≤30	≤40	≤55	
Basic & Others	≤3	≤9	≤17	≤34	≤51	≤62	≤76	
	Buy & Hold	Technical Trade	Positional Trade	Scalping	Rotational Trade	Swing Trade	Momentum Trade	

QUANTITATIVE QUADRANT

PT. Henan Putihrai Asset Management

Sahid Sudirman Center Lantai 46
 Jln. Jenderal Sudirman No.86, Jakarta Pusat 10220
 (021) 39716699
<https://hpam.co.id>